



An OCAS sister company

## ENDURES - RPT19027

Field efficacy test of environmentally friendly antifouling products for pleasure boats in The Netherlands.

### ENDURES B.V.

*Visiting address:*  
Bevesierweg 1 DC002  
1781 AT Den Helder  
*Postal address:*  
P.O. Box 505  
1780 AM Den Helder  
The Netherlands

[www.endures.nl](http://www.endures.nl)

T +31 223 74 70 01  
[info@endures.nl](mailto:info@endures.nl)

Date	February 5, 2020
Author(s)	J.W. Klijnstra
Number of pages	42
Sponsor	HISWA Vereniging T.a.v. Dhr. J. van den Heuvel Storkstraat 24 3833 LB Leusden
Project name	HISWA Praktijktest antifoulings
Project number	PROJ19027

All rights reserved.

No part of this publication may be reproduced and/or published by print, photoprint, microfilm or any other means without the previous written consent of ENDURES.

In case this report was drafted on instructions, the rights and obligations of contracting parties are subject to either the General Terms and Conditions for commissions to ENDURES, or the relevant agreement concluded between the contracting parties. Submitting the report for inspection to parties who have a direct interest is permitted

© 2019 ENDURES B.V.

# Contents

<b>1</b>	<b>Introduction .....</b>	<b>3</b>
<b>2</b>	<b>Materials and Methods .....</b>	<b>4</b>
2.1	Antifouling products investigated .....	4
2.2	Raft test in Den Helder .....	4
2.3	Boat test in Heeg (fresh water) .....	6
2.4	Boat test in Bruinisse (salt water) .....	7
<b>3</b>	<b>Results .....</b>	<b>10</b>
3.1	Inspections raft test .....	10
3.2	Inspections of boats at fresh water location in Heeg .....	18
3.3	Inspections of boats at the salt water location in Bruinisse .....	23
<b>4</b>	<b>Environmental aspects of the products tested.....</b>	<b>36</b>
4.1	Concise overview .....	36
4.2	Products based on silicones .....	37
4.3	Eroding / self-polishing paints .....	38
<b>5</b>	<b>Conclusions and Recommendations.....</b>	<b>40</b>
<b>6</b>	<b>Signature.....</b>	<b>42</b>

# 1 Introduction

On request of the Netherlands Ministry of Infrastructure and Water Management Endures has carried out a field test into the efficacy of environmentally friendly antifouling products for pleasure boats in The Netherlands.

The idea to carry out such field test arose from an antifouling workshop with major stakeholders held in November 2018<sup>1</sup>, in which one of the conclusions was that so far there is a lack of reliable data on the effectiveness of alternative antifouling products in practice for pleasure boats. This lack of knowledge forms an obstacle in (public) acceptance of new, more environmentally friendly products as is also concluded in the RIVM report 2018-0086<sup>2</sup>.

In consultation with HISWA and the Ministry of Infrastructure and Water Management a project was defined with a field test on real boats on two locations in the Netherlands. The project was coordinated by HISWA and project funding came from the Ministry of Infrastructure and Water Management.

Next to the field test on two locations – one location on fresh water (Heeg, Friesland) and one location on salt water (Bruinisse, Zeeland) – the project also contained an additional static exposure test with coated panels at laboratory facilities of Endures in the harbour of Den Helder.

Reason for including such raft test is twofold:

- A static exposure test with coated panels is a worst case scenario and will give most demanding conditions for efficacy of antifouling paints;
- Not all (coating) products are tested at both field locations; testing all of them at the same location under the same conditions makes direct comparison of product performance possible.

Selection of products involved in the test was done by HISWA on basis of the interest of suppliers to participate in the test. Suppliers took care of the application of their product on test panels and on boats.

Main focus in this field test is on efficacy of alternative products in preventing settlement and development of biofouling. It is known that the ultimate efficacy of various biocide-free products can be enhanced by (ir)regular cleaning of the hull but the scope of this project did not encompass an in-depth study of cleaning tools and protocols. However, incidental observations on the ease of cleaning of several products will be given.

In addition to the performance rating this report also contains a concise overview of environmental aspects that can be related to the working principle of specific products during the use phase (see Chapter 4).

Environmental issues related to fabrication, installation or application of products and to the way products should be handled in the waste phase are outside the scope of the project.

---

<sup>1</sup> Innovation Workshop on Safer and Sustainable Antifouling (2018), Rotterdam, The Netherlands.

<sup>2</sup> Wezenbeek, JM, Moermond CTA & Smit CE (2018). Antifouling systems for pleasure boats. RIVM report 2018-008

## 2 Materials and Methods

### 2.1 Antifouling products investigated

Suppliers of (alternative) antifouling products were approached by HISWA and asked for possible collaboration in the field test.

Following products were included in the project:

- Melkfett
- Renolit Dolphin S foil
- MacGlide™ foil (Mactac)
- MacGlide™ Pyramidal foil (Mactac)
- Bioclean (Chugoku Marine Paints)
- Seajet ex3 (Chugoku Marine Paints)
- Silic One (Hempel; in raft test one panel blue and one panel red)
- Green Power Nano (GPN)
- Finsulate (in two versions: short and long fibres)
- Sonihull (Lamers System Care) ultrasound antifouling
- Shipsonic ultrasound antifouling
- Ecospeed

Except for one, product Seajet ex3, all products are biocide-free.

The overall objective of this field test is to investigate the efficacy of (more) environmentally friendly antifouling products for pleasure boats. For reason that a copper free product could be a suitable replacement for currently available copper based paints, it was decided to have the product Seajet ex3 of Chugoku Marine Paint included in the field test.

This is a new product currently in the registration process for approval under the Biocidal Products Regulation (BPR). The paint contains no copper but another biocide that is approved for use as an active ingredient in PT21 products, *e.g.* antifouling paints. Field test results will reveal how this copper free product compares in performance to currently authorised biocidal paints that all contain between 8 and 12 % copper.

Products were applied onto boats by suppliers according to own specifications. At both field test locations a boat with conventional antifouling paint was involved as reference.

For the raft test Endures made available blank PVC panels to all suppliers onto which they could apply their product. Ecospeed was not involved in the raft test.

The ultrasound systems were only tested on boats at one location (Bruinisse, salt water).

### 2.2 Raft test in Den Helder

The static exposure test was carried out at the raft of Endures in the harbour of Den Helder (see Figure 1). In this harbour natural tidal currents occur that vary between 0 and 2 knots. Distance from the shore is less than 50 m and water depth at the position of the raft is at least 8 m.



Figure 1. Raft exposure facility of Endures in the harbour of Den Helder, The Netherlands

Panels with coatings and foils were mounted onto one of the exposure racks of the raft facility. In Figure 2 the rack with (almost all) panels is shown prior to immersion. At a later date (July 3, 2019) two more panels with the product Finsulate were added to this exposure rack. The product Ecospeed was not involved in the raft test.




Figure 2. Panels with antifouling products prior to immersion at the raft of Endures.

For each inspection the rack with panels was lifted and fouling that had settled on the frame of the rack and prohibited proper inspection of the panels, was removed. The coated panels were rinsed with seawater to remove silt and non-adhering slime from the surface.

During the inspection estimates were made of the percentage coverage of panels with various groups of fouling organisms. When size and distribution allowed, the exact numbers of macro-fouling organisms attached to the panel were counted as well.

The water conditions in the harbour vary with the season. Main physico-chemical parameters of the seawater are continuously monitored. Figure 3 gives an overview of measurement results (monthly averages) on pH, oxygen content (mg/L), temperature and salinity (g/kg) during the period January - November 2019.

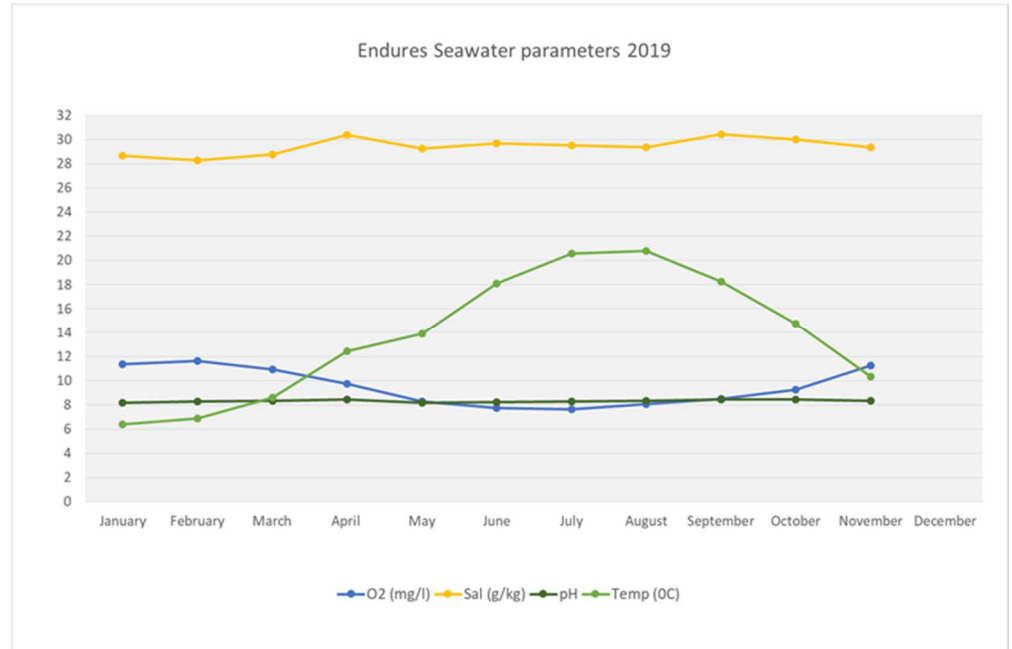


Figure 3. Main physico-chemical parameters of seawater in the harbour of Den Helder in 2019.

### 2.3 Boat test in Heeg (fresh water)

The field test in fresh water was carried out with small boats of the company Ottenhome based in Heeg in the province Friesland. The waters around this location are all fresh water.

The treated boats have polyester hulls (type "Valk") that are used for sailing courses or can be rent for single days up to periods of several weeks.

The company Ottenhome made 7 boats available for this test, these boats were provided with the following products:

- Bioclean
- Seajet ex3
- Melkfett
- Finsulate (short)
- MacGlide™ Pyramidal foil
- Hempel Classic (reference product)
- Boat without antifouling (gelcoat only)

The reference product Hempel Classic is the current standard antifouling paint that Ottenhome applies generally once every two years. This product belongs to the category of erodible paints and contains 10.1% copper.

The boat without antifouling (gelcoat only) was included in the test to get a good impression on the fouling condition boats at this location have to deal with.

The treated boats were used for rental and training courses, which means that the boats were actively sailing during large part of the season.

Ottenhome had a very efficient way of boat lifting for the hull inspections, see the pictures in Figure 4. In this way three inspections were carried out on the following dates: July 4, August 15 and September 24 in 2019.

During the inspections the hull condition of each boat was visually assessed, the type of fouling noted and estimates made of the cover by various groups of organisms present. At each inspection photographs were made of the hull to establish the fouling condition of the boats. Additionally, the fouling on each boat at each inspection was characterised in a brief written description.



Figure 4. Illustration of boat lifting process at fresh water location Ottenhome in Heeg.

Performance evaluation of the various products is based on the findings at the end of the season, therefore the results section of this report will mainly describe the inspection results at the final inspection on September 2019. Where relevant, remarks on observations made at earlier inspections will be given as well.

#### 2.4 Boat test in Bruinisse (salt water)

The field test in salt water was carried out with boats owned by the company Aquavitesse based in Bruinisse in the province of Zeeland.

At this location 7 small polyester boats of type "Valk" and 2 polyester sailing yachts of type Beneteau First were involved in the test.

On the small boats following products were applied:

- Silic One (Hempel)
- Renolit Dolphin S foil
- Seajet ex3 (Chugoku Marine Paints)



- Bioclean (Chugoku Marine Paints)
- Melkfett
- Seajet 023 (reference product; Chugoku Marine Paints)
- Ecospeed<sup>3</sup>

The two Beneteau sailing yachts were both provided with an ultrasonic antifouling system; one boat with two transducers (one on each side) made by Sonihull (Lamers System Care) and one boat with one transducer from supplier Shipsonic.

The reference product Seajet 023 is the current standard antifouling paint that Aquavitesse is using and that is generally applied each year. This paint belongs to the category of erodible paints and contains 12.2% copper.

At this (salt water) location the fouling pressure is too high to include a boat without antifouling treatment in the test. The treated boats were used for rental and training courses, which means that the boats were actively sailing during large part of the season.

Boat lifting procedure at the company Aquavitesse was quite different from the one used in Heeg as illustrated in Figure 5 and Figure 6. In Bruinisse five inspections were carried out on the following dates: June 13, July 12, August 23, September 19 and October 25 in 2019.



Figure 5. Boat lifting procedure for small boats ("Valken") at Aquavitesse in Bruinisse.




Figure 6. Boat lifting procedure for larger yachts at Aquavitesse in Bruinisse.

<sup>3</sup> This boat is owned by the company Subsea Industries NV in Belgium, supplier of Ecospeed.



The hulls of the boats with ultrasound devices had been provided in previous years with the reference product. Prior to installation of the transducers the hull was cleaned by high pressure water wash to remove remaining parts of this coating.

Inspection procedure in Bruinisse was similar as described for the fresh water location and also here the performance evaluation of product efficacy was mainly done on basis of observations made at the final inspection on October 25, 2019.

The boat provided with the product Ecospeed was set dry and cleaned outside the water by the owner prior to each inspection. So the boat with this product was never seen in fouled condition and also the cleaning process was never witnessed by Endures.

## 3 Results

### 3.1 Inspections raft test

Starting condition of the raft test is shown in Figure 7. Each product is applied on two panels and duplicate panels of products are exposed at different depths.



Figure 7. Panels with antifouling products prior to immersion at the raft of Endures.

#### 3.1.1 First inspection on July 3, 2019

At the time of first inspection two additional PVC panels provided with the product Finsulate (one panel with short fibres and one panel with long fibres; see Figure 8) were mounted on the bottom row of the rack and included in the raft test.

In the overview picture given in Figure 8, it can be seen that most panels only contain slime fouling, except for the panels with products Green Power Nano (GPN) and Seajet ex3. Both panels of these products were largely covered with macro-fouling, e.g. barnacles, green and brown algae and colonial tunicates. The pictures in Figure 9 illustrate this with the remark that the Seajet ex3 sample shown here was the panel from the bottom row where algal and slime growth is less prominent and the adult barnacles are clearly visible. Similar numbers of barnacles were also present on the panels with the GPN product.

For comparison the fouling condition of one of the blank PVC panels (top row left) is also shown in Figure 9. Here similar number of adult barnacles are found as on the other two products.

Chugoku as supplier of product Seajet ex3 has further investigated the results of this product and found out that on both panels the topcoat was not the self-polishing coating layer as it should have been. Apparently the wrong topcoat was applied here being the reason for the bad performance of both panels.




Figure 8. Panels with antifouling products at first inspection on July 3, 2019.



Figure 9. Detailed pictures of panels with Seajet ex3, GPN and blank PVC (from left to right).

### 3.1.2 *Second inspection on July 29, 2019*

At the second inspection the difference between effective and non-effective systems is even clearer. Figure 10 gives an overview picture of the condition of all panels.

The panels with non-effective systems are almost fully covered with macrofouling, next to barnacles and algae also colonial tunicates are now very prominent.

The systems Silic One, Renolit Dolphin S, Bioclean and both types of MacGlide™ foils, all of these products are based on silicon containing top layers, only have thin slime fouling in variable degree (see Figure 11). Panels with Melkfett are also almost clean, only small parts of the panel surface were covered with thin slime. On both panels colonial tunicates were found growing around the edge of the panel (see Figure 12). These organisms are



neglected in the evaluation because they have not settled on the Melkfett surface but rather at the untreated back side of the panel. The panels with Finsulate showed start of growth of mainly colonial tunicates on both the short and long version (Figure 12).




Figure 10. Panels with antifouling products at second inspection on July 29, 2019.



Figure 11. Detailed pictures of panels with Renolit, Silic One and Bioclean (from left to right).



Figure 12. Detailed pictures of panels with Melkfett, Finsulate short and Finsulate long (from left to right).



### 3.1.3 Third inspection on August 26, 2019

One month later at the next inspection the general picture on panel performance has not changed so much (see Figure 13). Overall the silicon based systems still show good efficacy against macro-fouling although some minor differences are starting to appear. For instance panels with MacGlide™ Pyramidal foil are doing better than panels with MacGlide™ foil: on the latter start of growth of some encrusting bryozoans can be seen (see Figure 14).



Figure 13. Panels with antifouling products at third inspection on August 26, 2019.




Figure 14. Detailed pictures of panels with foils MacGlide™ (left) and MacGlide™ Pyramidal (right). The blue circle on panel left indicates the location of an encrusting bryozoan.

The top panel with Melkfett shows next to slime fouling also green algal fouling (see Figure 15, right) and the panels with Finsulate are now almost fully covered with colonial tunicates.

One of the Finsulate panels is shown in Figure 15. Striking observation is that underneath the tunicates no barnacles are found in contrast to the fouling observed on panels with non-effective systems and blank PVC where the barnacles are very abundant.



Figure 15. Detailed pictures of panels with Finsulate long (left) and Melkfett (right).

#### 3.1.4 *Fourth inspection on September 24, 2019*

On September 24, 2019 the final raft inspection was carried out. Figure 16 gives an overview picture of the entire rack with panels. The performance of the separate products is described below and additionally shown in more detailed pictures.



Figure 16. Panels with antifouling products at fourth inspection on September 24, 2019.

The uncoated PVC panels, serving as blanks, were all almost entirely overgrown by diverse macro-fouling such as barnacles, tunicates, green and red algae, mussels and hydroids. Also slime fouling was clearly present on these panels.

Similar fouling patterns were found on panels with products GPN and Seajet ex3.

Clear pictures of such fouling patterns are given in Figure 17 with one panel of each of these products.





Figure 17. Detailed pictures of panels with PVC, GPN and Seajet ex3 (from left to right).

The panels with Finsulate foils also show substantial coverage with macro-fouling, especially colonial tunicates on 40 - 50 % of the surface and 20 % hydroids. Next to this also single adult tunicates (*Ciona*) were found (see Figure 18).

But an important difference with the PVC and other panels mentioned above is that the Finsulate panels do not contain any barnacles.



Figure 18. Detailed pictures of panels with Finsulate short (left) and Finsulate long (right).

The panels with MacGlide™ foils also do not contain adult barnacles and in case of the pyramidal foil type not even any macro-fouling was found. On MacGlide™ foil other larger organisms such as (colonial) tunicates, encrusting bryozoans and few hydroids were present, next to slime fouling. The area covered with diatom slime was much larger on the smooth foil MacGlide™ than on the foil with pyramidal structure (see Figure 19). On both types of Mactac foils no macro-algae have been found during the entire season.




Figure 19. Detailed pictures of duplicate panels with foils MacGlide™ (left) and MacGlide™ Pyramidal (right).

The foil product Renolit Dolphin S shows similar performance as the MacGlide™ foil with a number of encrusting bryozoans and small tunicates next to a relatively large area covered with slime (Figure 20).

Performance of Melkfett seems to go down towards the end of the season with increasing numbers of barnacles on both panels, green algae on the top panel and start of colonial tunicates on the lower panel (see Figure 20, far right).




Figure 20. Pictures of duplicate panels with Renolit Dolphin S (left) and Melkfett (right).

The panels with silicon based paint systems of Hempel (Silic One) en Chugoku (Bioclean) are shown in Figure 21. On both systems slime fouling was present, on Silic One on a smaller area than on Bioclean, but macro-fouling was not found at the end of the season.

At earlier inspections sometimes very few young barnacles were present but they were never able to stay attached to the coating surface.




Figure 21. Detailed pictures of duplicate panels with Silic One (left) and Bioclean (right).

### 3.1.5 Conclusions from the raft test

Conclusions in this section are mainly based on the inspection results of the final inspection on September 24, 2019.

Two paint systems, e.g. Green Power Nano and Seajet ex3 have failed to demonstrate any antifouling effect in this raft test. Investigation by Chugoku revealed that the failure of product Seajet ex3 could be attributed to a mistake made during application of the test panels for this raft test.

The product Finsulate was tested in two versions in the raft test, one panel with short fibres and one panel with long fibres. Both panels showed relatively rapid fouling development during the season with a variety of macro-fouling organisms but dominated by colonial tunicates. In contrast to the blank PVC panels on which high numbers of adult barnacles were found, the panels with Finsulate did not show any barnacle fouling at any time during the season.

Up till the second last inspection the product Melkfett showed quite good performance with a small area of green algal fouling and few colonial tunicates. Next to this relatively thick slime was present as well.

At the end of the season one of the panels had a clear increase in barnacle fouling which may indicate that product performance goes down after a couple of months.

Renolit Dolphin S foil has shown significant slime fouling at most inspections and only at the end of the season some macro-fouling developed in the form of encrusting bryozoans.

The Bioclean product also showed significant slime fouling during the season and no macro-fouling until the end of the test when some young barnacles had been able to settle.

Product Silic One from Hempel had relatively small area covered with thin slime and did not show any macro-fouling until the end of the test.

The MacGlide™ foil from Mactac showed slime fouling from the beginning and after about 3 months static exposure macro-foulers such as encrusting bryozoans and colonial tunicates had settled.

















The MacGlide™ Pyramidal foil gave better performance than the smooth MacGlide™ foil with little and thin slime fouling only and no macro-fouling during the entire raft test.

Best performing products:

At the end of this test, after 4 months static raft exposure in the harbour of Den Helder, lowest fouling development was observed on the products Silic One from Hempel and MacGlide™ Pyramidal foil from Mactac.

Table 11 below indicates with different colours the relative performance of products involved in the raft test.

Table 1. Relative efficacy rating of antifouling products after 4 months raft testing in Den Helder.

No efficacy		PVC		Renolit Dolphin S	
		GPN		MacGlide™	
		Seajet ex3		MacGlide™ Pyram.	
		Finsulate		Silic One	
		Melkfett		Bioclean	
Highest efficacy					



### 3.2 Inspections of boats at fresh water location in Heeg

At the Heeg location three inspections were carried out. A short summary description of inspection results is given in Table 2. Below this table photographs are given with more detailed pictures on the hull condition of boats with the various products at the end of the test.

Table 2. Summary description of inspection results at the fresh water location in Heeg.

	July 4, 2019	August 15, 2019	September 24, 2019
Melkfett	Thin slime at waterline; Patchy distribution of fat	slime fouling; fat layer clearly visible	Hull largely clean; fat has bluish color; no fat at the waterline
Bioclean	local coating detachment; light slime along the waterline	thin slime only; no further detachment; hull largely clean	Hull largely clean; only thin slime along the waterline
Seajet ex3	small blisters in coating; light slime	coating is rough, shows polishing; thick slime on rudder; hull is clean	slime layer at waterline; hull is clean; polishing diminished
MacGlide™ Pyramidal foil	only thin slime; easy to wipe off by hand	thin slime on entire hull; easy to wipe off	slime on entire hull; easy to clean when wet; less easy when dry
Finsulate short	product was not yet applied	hull is clean; short green algae at waterline	at waterline green algae < 1 cm; rest of hull is clean
Reference paint (Hempel Classic)	This boat got paint application in 2018	Hull almost clean; rudder has clear slime fouling	little slime fouling on hull; polished areas at waterline
Gelcoat (Boat without antifouling)	These boats were clean at start of season!	thick slime layer on 80 % of hull; difficult to clean by hand	hull fully covered with thick slime; also colonies of algae or hydroids with few small mussels

#### Melkfett:

The hull of this boat has only limited slime fouling at the waterline; the fatty product shows patchy distribution and partial brownish or bluish discoloration (Figure 22).



Figure 22. Boat with Melkfett product at the final inspection.

#### Bioclean

Except for thin slime along the waterline, the hull of this boat was largely free from fouling. The right picture in Figure 23 shows a few spots on the hull where the coating had partially detached as reported in the first inspection on July 4, 2019. Nevertheless, no other fouling than slime was present.



Figure 23. Boat with Bioclean product at the final inspection.

### Seajet ex3

This (self-polishing) product has kept the hull of the boat almost free from fouling except for some slime patches at the waterline. In the left picture in Figure 24 it can be seen that the coating shows some roughness, probably caused by the small blisters that were detected during the first inspection of this boat.



Figure 24. Boat with Seajet ex3 product at the final inspection.

### MacGlide™ Pyramidal foil

Both pictures in Figure 25 clearly show the presence of a slime layer at a large part of the hull. Due to the red colour of the product this dark slime layer obviously can be seen much easier than on the black products on the other boats. As mentioned in Table 2, the slime can easily be wiped off by hand as long as the hull is wet. In dry condition the slime layer is more difficult to remove.



Figure 25. Boat with MacGlide™ Pyramidal foil at the final inspection.

### Finsulate (short)

This boat was only inspected twice because at first inspection it was not yet available. Figure 26 shows that the underwater hull of this boat is free from fouling; the only area where fouling is present, is the waterline where relatively short algal filaments were found that had settled between the fibres of the Finsulate product. At the time of inspection the algal threads were shorter than 1 cm but they may grow larger with longer exposure times.



Figure 26. Boat with Finsulate product at the final inspection.

### Reference paint

The reference paint used here is the product Classic from Hempel. This is a self-polishing antifouling paint registered for use on pleasure boats. The company Ottenhome knows from experience that this paint works well when applied once every two years. The boats inspected here had been applied in 2018, so the results reported here are not for a freshly applied coating.

The hull condition of these boats (two different boats were inspected on August 15 and September 24) is good; except for some slime patches along the waterline hardly any fouling was present (see Figure 27).



Figure 27. Boat with reference product at the final inspection.



### Boat without antifouling (gelcoat only)

The pictures shown in Figure 28 clearly indicate that a boat without antifouling product on the hull suffers from substantial fouling development. At start of the season the boats were clean. In the course of the year a brown and green slime layer builds up to a thickness of one or more millimetres and therein colonies of hydroids or algal organisms may develop. In one such colony a few small fresh water mussels were also found.

From these pictures it can be concluded that doing nothing against fouling at (this) fresh water location is not a good option. This boat should have been cleaned during the season with the brush installation Ottenhome has available.



Figure 28. Compilation of pictures of the hull condition of a boat without antifouling at the fresh water location in Heeg.

#### 3.2.1 *Conclusions on product efficacy on fresh water*

A boat with gelcoat, so without antifouling treatment, is susceptible to significant slime and other fouling. So even on fresh water fouling pressure can be high enough to justify specific measures for fouling control.

On almost all tested systems at this location only slime fouling was found, quite often a little bit thicker around the waterline than on deeper parts of the hull.

On the Finsulate product tested here also short and thin green algal filaments were found at the waterline.

The reference product is still effective in the second year after application.

Product Seajet ex3 shows hardly any fouling during the entire test; at 1<sup>st</sup> and 2<sup>nd</sup> inspection this product showed clear polishing behaviour.

The product Melkfett remains present on large part of the hull for the entire season. At the waterline, however, it is mainly gone and there some more slime fouling is usually found. Cleaning by hand was not attempted, that could have removed the fat layer.

At first inspection the coating Bioclean showed some local detachment, probably related to an application issue. The product performed well with light slime fouling that could be wiped off easily by hand.

Also MacGlide™ Pyramidal foil showed only slime forming during the entire season. On a wet surface this slime could be wiped off easily by hand.

Overall conclusion from the field test at this fresh water location is that all products show quite good efficacy with regard to fouling prevention. Due to the limited green algae fouling at the waterline the product Finsulate performed slightly less.

Comparative efficacy of the various products is illustrated in the column Fouling Prevention in Table 3.

The column on cleaning gives first impression on ease of cleaning of the products with remarks that cleaning of Melkfett has not been attempted and that the self-polishing paints Hempel Classic and Seajet ex3 should never be cleaned.

Table 3. Relative performance rating of antifouling products at the fresh water location in Heeg.

No efficacy		Fouling Prevention	Cleaning possible?
Highest efficacy			
		No antifouling (gelcoat)	Brush
		Reference (Hempel Classic)	No
		MacGlide™ Pyramidal	Yes, Easy
		Bioclean	Yes, Easy
		Seajet ex3	No
		Finsulate	Yes, Easy
		Melkfett	?

### 3.3 Inspections of boats at the salt water location in Bruinisse

At the Bruinisse location five inspections were carried out. A short summary description of inspection results is given in Table 44.

Table 4. Summary description of inspection results at the salt water location in Bruinisse.

	June 13, 2019	July 12, 2019	August 23, 2019	September 19, 2019	October 25, 2019
Silic One	young hydroids; large number of small <i>Spirorbis</i>	15 % coverage, <i>Spirorbis</i> , hydroids, small bryozoans	30 % coverage, <i>Monia</i> shells (3-5 cm), hydroids, bryozoans (2-6 cm), 5 % <i>Spirorbis</i>	40 % coverage, hydroids, <i>Spirorbis</i> , <i>Monia</i> , (4-5 cm), bryozoans, tunicates	35 % coverage, <i>Monia</i> shells (3-5 cm), hydroids, sponges, tunicates, bryozoans. No barnacles nor algae
Renolit Dolphin S	small <i>Spirorbis</i> , hydroids, bryozoans and tunicates	10 % coverage, <i>Spirorbis</i> , hydroids, bryozoans, no barnacles	20 % coverage, <i>Monia</i> shells (2-4 cm), bryozoans (3-5 cm), <i>Spirorbis</i>	30 % coverage, hydroids, <i>Monia</i> shells, <i>Spirorbis</i> , and colonial tunicates; no barnacles nor algae	45 % coverage, adult tunicates, bryozoans, new <i>Spirorbis</i> ; easy clean with water, surface hydrophobic
Seajet ex3	only very thin slime	No fouling	thin brown slime along the waterline; high polishing	hull almost clean; some slime and green algae at waterline	Hull almost clean, thick slime on aft part waterline
Bioclean	Very large number of <i>Spirorbis</i> , hydroids, and tunicates. No barnacles	Hull 100 % covered with <i>Spirorbis</i> , hydroids, bryozoans and tunicates; no barnacles	Bioclean product removed and replaced by reference paint		
Melkfett	Very large number of <i>Spirorbis</i> , hydroids and small tunicates	15 % coverage, especially at waterline, small <i>Spirorbis</i> , hydroids, few barnacles	Midship and aft: 20 % coverage with <i>Spirorbis</i> , hydroids and bryozoans; fat is coloring blue	Overall 20 % of hull covered; aft part 80 % barnacles and hydroids. At waterline no fat present anymore	Overall 20 % coverage; aft part 70 % barnacles. Midship also small area with barnacles
Reference paint (Seajet 023)	Very little slime	some slime	Slime fouling, few barnacles (5 mm) and grey hydroid on part of the bow	5 % coverage with barnacles; at waterline 10 %. 40 % coverage thin grey hydroid	75 % of hull thin grey hydroid, Aft part 10 % barnacles, also <i>Spirorbis</i> and green algae
Ecospeed + Cleaning	not inspected because product was not yet activated	Hull fully clean	Hull cleaned 2 days before inspection; Remainings of <i>Spirorbis</i> and hydroids visible on trailer spot	Hull cleaned 3 days before inspection; fully clean	Hull cleaned 10 days before inspection; fully clean
Shipsonic	hull entirely clean	Almost clean	Thick slime and green algae along waterline; few barnacles	15 % coverage with barnacles, thin grey hydroid on 30 %. Waterline: 30 cm beard of algal fouling. Transducer found to be switched off	15 % coverage with barnacles, 50 % of hull thin grey hydroid. At waterline thick slime and green algae (5-10 cm long)
Sonihull	hull entirely clean	Almost clean	strong green algae fouling at waterline; small areas with grey hydroid; Strut was broken, boat repaired	Hull almost clean; at waterline dark slime until midship and little algal fouling	At waterline green algae (10-15 cm long) and brown slime. Ca. 10 % thin grey hydroid, no other macrofouling.
Finsulate (2 different yachts; one applied in 2016 and one in 2019)				Product with long fibres applied in May 2019: hull strongly covered with (colonial) tunicates, hydroids and green algae (> 5 cm) at the waterline. Fouling removal relatively easy with spatula.	Product with short fibres applied in 2016: hull strongly covered with tunicates and hydroids; at the waterline green and few red algae. Fouling removal relatively easy with spatula

Further on in this section photographs are given with more detailed pictures of the hull condition of boats with the various products at several inspections.

### Hempel Silic One

From the beginning quite strong settlement of young tubeworms (*Spirorbis*) and hydroids. Later on further growth of hydroids, encrusting bryozoans took place and also *Monia* shells with diameter up to 5 cm were found.

Most fouling did not adhere very strong but *Monia* shells were difficult to remove by hand. At the end of the season approx. 35 % hull coverage with macro-fouling, but neither barnacles nor algae were found on this paint. Easy cleaning except for the shells.



August 23, 2019



September 19, 2019



October 25, 2019





Renolit Dolphin S

Early on in the season quite strong settlement of young *Spirorbis*, hydroids and bryozoans. During the season further growth of these groups of organisms and from August onwards also *Monia* shells of 3-5 cm diameter. Except for the *Monia* shells fouling could easily be removed by hand or water wash. Also on this product neither barnacles nor green algae were found.



August 23, 2019



September 19, 2019



October 25, 2019




### Bioclean

This product failed early in the season due to a mistake at application of the paint. After two inspections, the boat owner decided to remove the Bioclean product and replaced it by the reference paint. This boat was not further inspected.



June 13, 2019



July 12, 2019



Because of the application failure this boat gave a perfect impression of the strong fouling conditions present at this location early in the season. The location Bruinisse belongs to the lake Grevelingen in the province of Zeeland, a lake generally known for a bad water quality with very low oxygen content.

From the pictures shown above it is very clear that doing nothing against fouling here, is definitely not an option.



Seajet ex3

The hull of the boat with this product remains free from fouling almost the entire season. Slime fouling was little and very thin until the final inspection in October where some thicker slime was found around the waterline on the aft part of the boat (see picture far right, October 25). This paint has strong polishing properties. Cleaning of this paint should not be done; that would give even stronger polishing and most likely a shorter lifetime.



August 23, 2019



September 19, 2019



October 25, 2019



Melkfett

At first inspection large numbers of hydroids, *Spirorbis* and tunicates were found in the fat layer. At second inspection approx. 15 % of hull was covered with hydroids, *Spirorbis* and few barnacles. The fatty product was quite patchy distributed on the hull and showed bluish discoloration. At the end of the season around 20 % of the hull surface was covered with macro-fouling, with especially on the aft part barnacles and hydroids on top of this (see picture at the bottom of this page). Cleaning of the hull was not attempted, would have removed larger parts of the fat layer.



July 12, 2019



September 19, 2019



October 25, 2019





Reference paint (Seajet 023)

Only slime fouling in the beginning, later on in the season few barnacles and also grey hydroid were able to settle and grow. At the end of the season around 75 % of the hull was covered with thin grey hydroid (see right picture, October 25).


On the aft part of the boat around 10% was covered with barnacles with hydroids on top of them and here also green algae and some *Spirorbis* were found. Cleaning of this erodible paint should not be done, will probably reduce the effective lifetime and cause higher release of paint components in the water.



September 19, 2019



October 25, 2019



October 25, 2019

### Ecospeed + Cleaning

The boat with this product was inspected four times. Prior to each inspection the boat had been cleaned outside the water by the owner. At each inspection the hull of the boat was perfectly clean but the fouling condition prior to cleaning was never seen.

Picture at the right taken at August 23 shows a small spot where fouling was not fully removed. Here remains' of *Spirorbis*, some barnacles and small hydroids were found.

The necessity for cleaning, as stated by the supplier, allows the assumption to make that the Ecospeed coating does not have a(ny) preventive effect, so large part of the hull will be covered with fouling. Being absent during cleaning of the boat Endures also has not been able to give a judgement on ease of cleaning.



August 23, 2019



September 19, 2019



October 25, 2019





### Shipsonic

In the beginning the hull was entirely clean, about half way of the season some local spots with barnacles and a green algal beard at the waterline (see picture August 23) were found.

Later on (September 19) thick slime fouling was present at the waterline and the transducer was found to be switched off. At the end of the season about 50 % of the underwater hull was covered with thin grey hydroid (relatively easy to wipe away by hand) and local spots of barnacles were found with estimated coverage of 15 %. Barnacles and algae were not so easy to remove by hand.



August 23, 2019



September 19, 2019



October 25, 2019



Sonihull (Lamers System Care)

In the beginning the hull was entirely clean, later on in August a strong beard of green algae had developed along the waterline. Because of a broken strut that needed repair, the boat stayed out of the water for about a week.

In September dark slime was present and the algal beard was less prominent. At the end of the season the boat was (still) free from hard fouling but about 10 % of the hull was covered with thin grey hydroid and next to this green algal filaments (10 – 15 cm long) were present at parts along the waterline. The soft grey hydroid was relatively easy to wipe away by hand.



August 23, 2019



September 19, 2019



October 25, 2019





### Finsulate

Originally this product was not involved in the test at Bruinisse but thanks to the willingness for collaboration of both the supplier and two private boat owners, two inspections could be done. Not being part of the fleet of Aquavitesse, these two yachts have probably had much longer idle times in comparison the rental boats.

Both yachts showed severe fouling of mainly (colonial) tunicates and hydroids. Next to this green algae were found along the waterline.

Large part of this fouling could be wiped off relatively easily with a spatula (see pictures of September 19). On both boats no barnacles were found.



September 19, 2019



October 25, 2019

#### 3.3.1 *Conclusions on efficacy on salt water*

On almost all boats at this location marine fouling was observed, except for the boat with Ecospeed that was only seen after cleaning. Nevertheless, the conclusion is that on all products biofouling was able to settle and grow to more or lesser extent.

The boat initially provided with the product Bioclean, which failed because of a mistake during application, clearly indicates that the fouling pressure at this location is much higher and much more diverse than at the fresh water location.

Comparative efficacy of the various products at this location is illustrated with the colour scheme shown in Table 5. The column Fouling Prevention gives the performance of products to prevent fouling development whereas the column on Cleaning gives preliminary indication on how easy products can be cleaned.

Ease of cleaning is only related to fouling removal, possible effects on coating integrity have not been looked at.

The two ultrasonic systems showed slightly different performance with Sonihull (two transducers, one on each side) a little bit better in the second half of the season, but it cannot be excluded that Shipsonic (only 1 transducer) performed less because this transducer was found to be switched off for some time between the third and fourth inspection.

For both systems it can be concluded that they are not able to prevent algal and slime fouling at the waterline. At the end of the season both ultrasound systems also could not prevent the hull from growth of thin hydroid colonies.

The silicon based products (Renolit Dolphin S foil and Silic One) showed almost similar performance: both were susceptible early in the season to settlement of young *Spirorbis* (small tubeworms) and later on in the season they were not able to prevent settlement of larger organisms such as bryozoans, hydroids and *Monia* shells. On both boats between 35 – 45 % of the hull was covered with such macro-fouling. Green algae were not found on both boats. Cleaning the hull by hand was relatively easy except for the (flat) *Monia* shells that were able to adhere quite strong.

Both products performed less on boats than in the raft test, this could have been due to a difference in fouling conditions between Bruinisse and Den Helder. Organisms such as *Spirorbis*, *Monia* shells and the grey hydroid are hardly seen in Den Helder. Also tubeworms are much more prominent in the water at Bruinisse, but not seen very often on boats in the test.

The reference paint Seajet 023 gave a good efficacy up to halfway the season. At the inspections in September and October, however, the performance went down mainly because of increasing growth of thin grey hydroid (same as found on the two yachts with ultrasound) and barnacles that were able to settle on the aft part and at the waterline. Cleaning is not an option for this paint.

Table 5. Relative performance rating of antifouling products at the salt water location in Bruinisse.

No efficacy		
Highest efficacy		

	Fouling Prevention	Cleaning possible?
No antifouling *		
ShipSonic **		?
SoniHull		?
Renolit Dolphin S		Yes, Easy
Silic One		Yes, Easy
Reference (Seajet 023)		No
Seajet ex3		No
Melkfett		?
Ecospeed + Cleaning ***		Yes
Finsulate		Yes, Easy

\*: Boat originally applied with product Bioclean that failed through application mistake;

\*\* : ShipSonic transducer was found switched off for some time;

\*\*\*: Cleaning effort and efficacy unknown because fouled hull was never seen and cleaning not witnessed

The new product Seajet ex3, also from Chugoku, gave better performance at all inspections. Here only slime fouling was found, in the beginning very thin and slightly thicker at the end of the season.

Apparent aspect of this product was the high polishing rate of the paint which means that the paint layer that was originally applied may decrease more rapidly than that of the reference paint. Also for this paint cleaning is not an option.

The product Melkfett showed on the one hand quite rapidly initial fouling of especially *Spirorbis* and hydroids. From the second inspection onwards, however, the estimated coverage with fouling did not increase very much up to the last two inspections when, on the aft part of the boat, an increasing number of adult barnacles was found. The fat remained clearly visible on a large part of the underwater hull and showed bluish discoloration. Cleaning of the hull was not attempted.

At every inspection the Ecospeed coating in combination with cleaning was found to be perfectly clean. As stated above the coating on its own cannot prevent fouling so therefore the coating is ranked with no efficacy in Table 5. Cleaning of the coating is very well possible but whereas this was not witnessed, no judgement can be given on the effort required for cleaning.

The Finsulate product showed least performance with regard to prevention of macro-fouling. Especially tunicates and also hydroids were able to colonize the surface quite rapidly. Barnacles were not found on this product.

In comparison to the rental boats, the yachts with Finsulate have probably spent much more time laying idle.

Cleaning of the hull was relatively easy by hand using a spatula. According to the supplier same procedure can be done under water, but such cleaning was not witnessed.



## 4 Environmental aspects of the products tested

### 4.1 Concise overview

In this chapter a concise overview will be given on environmental aspects related to the working principle of specific products during the use phase. For each of the products some remarks are made and two product groups will be discussed in some more detail.

The product Ecospeed is a coating based on vinyl esters reinforced with glass platelets. The coating forms an impermeable barrier layer for water, does not contain any biocide and is compliant with regard to regulations on Volatile Organic Compounds (VOC). The coating itself does not prevent fouling settlement and growth but in combination with cleaning the product is advertised as a solution to fouling problems. After curing the product does not release any chemical (supplier information) and the coating is very hard and resistant to all sorts of cleaning treatments. In this project the boat with Ecospeed was cleaned outside the water prior to every inspection. In a study by Wijga *et al.* (2008)<sup>4</sup> cleaning tests were done in which it was found that particles entering the environment were mainly of biological origin (remains of fouling) and that the product was environmentally safe.

The product Finsulate is described as a fouling resistant wrap that is applied onto boats using an adhesive layer. The product looks like a soft carpet and contains small nylon fibres that make the surface unattractive for settlement of different types of fouling organisms. The system consists of three layers: a pressure sensitive adhesive based on modified acrylic, a polyester film and as topcoat a cured acrylic adhesive with nylon fibres embedded. The product does not release any chemical during the use phase (supplier information). It is clear from the field test that fouling is not prevented on this product. With hardly any hard fouling present on the surface, cleaning can be done relatively easily. One aspect that might need some (further) attention is possible loss of nylon fibres due to ageing, wear off or repeated cleaning of the product.

Melkfett is a fatty product mainly consisting of aliphatic hydrocarbons such as petroleum jelly (like Vaseline) and/or paraffin. It forms a thick fatty layer when applied onto the hull of a boat. After first immersion of a treated boat, the water surrounding the boat also carries a thin oily layer for a couple of days. The fat remains present on the hull of the boat for a couple of months, albeit more patchy towards the end of the season.

Working principle most likely is that fouling organisms do not like or cannot deal with the gel like layer at the surface that they do not (directly) recognize as a suitable surface for settlement. In this way it works on a physical basis. The environmental consequences of release of fatty or oily components right after immersion of a treated boat have not been studied yet but may need some further attention. Combination with cleaning can be investigated but may not be a good option.

The working principle of ultrasonic systems for fouling control is still unclear. The RIVM report 2018-0086<sup>5</sup> gives references to various studies on ultrasound principles and efficacy on boats but also comes to the conclusion that despite the many testimonials on internet from users and suppliers, there is a lack of sound scientific evidence for the working principle.

---

<sup>4</sup> Wijga *et al.* (2008). Biocidevrije 'antifouling' voor schepen. Emissies vanuit de onderwatercoating 'Ecospeed'. Rijkswaterstaat Report nr. 2008.057.

<sup>5</sup> Wezenbeek, JM, Moermond CTA & Smit CE (2018). Antifouling systems for pleasure boats. RIVM report 2018-0086.

Nevertheless the test carried out shows clear antifouling effects of both systems tested. Suppliers of ultrasound systems mention that they have sold thousands of systems worldwide for various applications which in their view means that ultrasound thus works.

One application that is known for quite some time already is the control of algal fouling in (fish) ponds. Striking observation in this field test then is that with both systems tested the efficacy against green algae is not very high given the fact that on both boats quite strong algal growth was observed along the waterline from about halfway the season. The observation that algal filaments may reach a length of 10 – 15 cm means that settling stages of green algae are not killed at an early stage, in contrast to what is claimed by some suppliers.

Against other types of marine fouling the systems do work and obviously we are talking about a physical principle here that does not fall under the biocidal product regulation. The sound waves generated by the transducers travel first through the hull material and from there can be radiated into the surrounding water. Once in the water sound waves can travel significant distances (> 100 m) but sound intensity will diminish very rapidly with the distance. For the systems tested here, we do not have data available.

Transducers of different suppliers may generate different types of ultrasound bursts, in frequencies, intensity as well as over time. Systems from different suppliers may also differ in power requirements, *e.g.* energy consumption. From environmental point of view it could be relevant to have a more detailed look into the distribution of sound in a marina with multiple boats using ultrasonic systems and possible consequences for underwater life.

## 4.2 Products based on silicones

The active principle of a silicon based fouling release coating is based on a surface with physical properties that make it difficult for fouling organisms to settle and adhere. In case organisms do settle on such surface they are usually easy to remove either by water flow when a boat is sailing or by cleaning. This physical principle will work as long as the coating surface stays intact. Without damage the effective lifetime of a silicon based coating can reach 10 years or more. But when the surface gets damaged the anti-settlement properties will diminish and fouling organisms may find such places and start to grow.

Organotin based catalysts (mainly dibutyltin-laureate, DBT) are present as a curing agent in concentrations possibly up to 0.25% w/w, in the topcoat of a number of products based on silicon binders. Organotin has globally been phased-out as active biocidal substance in antifouling (where it was used in concentrations up to 30% w/w; Ytreberg *et al.* 2016<sup>6</sup>) due to serious endocrine disruption in mollusks. The compound DBT has never been registered as active antifouling biocide.

In the current field test 5 different products on silicon basis have been tested, 3 different foil types and 2 different paints. The paint products Bioclean and Silic One do not contain a tin based catalyst.

The silicon top layers of the products Renolit Dolphin S and those of Mactac are prepared using a tin based catalyst but all products comply with IMO regulations. Renolit Dolphin S is approved by class DNVGL as biocide-free antifouling system.

A catalyst is generally not consumed in the chemical process which means that after curing of the paint DBT will stay inside the coating layer. Shortly after curing it might be possible that some unused catalyst material is present on the

---

<sup>6</sup> Ytreberg *et al.* (2016). XRF measurements of tin, copper and zinc in antifouling paints coated on leisure boats. *Environmental Pollution* 213: 594-599.

surface of the topcoat. Upon first immersion of the coating the catalyst molecules may diffuse or dissolve into the water but only for a short period and with the limit mentioned above in mind, only in very low concentration.

In the past leaching of catalyst components has been investigated by some people. Karlsson & Eklund (2004)<sup>7</sup> reported on toxicity tests with leachate water from various paints and they found no toxic effects on red algae and copepod larvae in water samples of the silicon based product Intersleek 700. In Watermann *et al.* (2005)<sup>8</sup>, scrapings from 10 different silicon based coatings were analysed on DBT content. In 6 out of the 10 products minute amounts of DBT were found whereas the other 4 products did not contain any organotin. In parallel to the chemical analysis, leachate water samples were collected from all 10 coatings and used in toxicity tests with barnacle larvae and luminescent bacteria. None of the products tested showed toxic effects either on barnacle larvae or bacteria. Overall conclusion of the authors was that the silicon based products investigated did not display toxic properties.

Another aspect that is relevant here is the fact that (at least in the past) a number of silicon based paints contain silicon oils that may leach from the coating during part of its lifetime. Main purpose of adding these oils is to make the surface even more slippery and thereby enhance the non-stick properties of the coating. Locally such oils may spread as a thin, non-biodegradable film over the water surface which could give problems for gill breathing organisms although such effects have not been reported in literature.

Silicon based coatings do not polish or otherwise decrease in thickness over time. These coatings may have much longer lifetimes than self-polishing coatings as long as the topcoat remains intact. Upon damage the coating may give off small or larger particles of binder material. The degradation process of the polydimethylsiloxane (PDMS) binder of silicon based paints is mainly abiotic: Graiver *et al.* (2003)<sup>9</sup> report that in sediment depolymerisation of PDMS into smaller oligomers can take place. In a paper by Nendza (2007)<sup>10</sup> it is reported that PDMS particles do not bio-accumulate but they can be persistent and may absorb to other particles in the water or in sediment.

#### 4.3 Eroding / self-polishing paints

The polishing behaviour of antifouling paints can be seen as a more or less controlled dissolution of the paint layer during its lifetime. The term erodible paint is commonly used for paints based on resins such as rosin, a natural compound obtained from pine trees whereas the term self-polishing paints is used for products based on more advanced binders (acrylates) with adjustable polishing properties. Playing around with hydrophilic and hydrophobic substitutes in the basic binder molecule may give products with high or low polishing rates suitable for specific sailing conditions.

Almost all self-polishing paints contain biocides that are toxic to major groups of fouling organisms. Best known biocide in this respect is of course copper or cuprous oxide, a compound highly effective against hard animal fouling such as barnacles and tubeworms. Next to copper another biocide can be added for instance against other fouling organisms such as green algae (seaweed).

---

<sup>7</sup> Karlsson J & Eklund B. (2004). New biocide-free antifouling paints are toxic. *Marine Pollution Bulletin* 49: 456-464.

<sup>8</sup> Watermann *et al.* (2005). Bioassays and selected chemical analysis of biocide-free antifouling coatings. *Chemosphere* 60: 1530-1541.

<sup>9</sup> Graiver *et al.* (2003). A review of fate and effects of silicones in the environment. *J. Polym. Environ.* 11 (4): 129-136.

<sup>10</sup> Nendza (2007). Hazard assessment of silicon oils used in antifouling-/foul-release-products in the marine environment. *Marine Pollution Bulletin* 54: 1190-1196.



The polishing behaviour of antifouling paints results in continuous renewal of the coating surface and with this also leaching of the biocide(s) is more or less controlled. At certain point, depending on polishing rate and on initial layer thickness applied, the paint will become ineffective when most of it is polished away. At that time the boat needs to be provided with a new coat.

Zinc oxide is a commonly used compound in erodible or self-polishing paints. The compound is not added for its biocidal effects, although on some organisms it may have toxic effects, but rather for enhancing the polishing behaviour of paints and to increase the efficacy of copper (Lagerström *et al.* 2018)<sup>11</sup>.

The reference products used on the boats in Heeg (Hempel Classic) and Bruinisse (Seajet 023) both belong to the category of erodible paints, are based on rosin binder material and contain 10.1 and 12.2 % copper, respectively.

The product Seajet ex3 is a new product of Chugoku Marine Paint that is currently in the registration process for approval under the BPR. This paint contains no copper but another biocide that is approved for use as an active ingredient in PT21 products, *e.g.* antifouling paints.

This experimental product is a self-polishing paint with an acrylate binder system that showed relatively strong polishing and the product also contains zinc oxide.

---

<sup>11</sup> Lagerström *et al.* (2018). In situ release rates of Cu and Zn from commercial antifouling paints at different salinities. *Marine Pollution Bulletin* 127: 289-296.

## 5 Conclusions and Recommendations

For each of the three test locations conclusions are drawn on product performance to prevent or reduce fouling settlement and growth.

### **Raft test at salt water**

Ten products compared in an exposure period of 4 months during which 4 inspections were carried out to establish antifouling performance.

1. Best performing products were the foil based product MacGlide™ Pyramidal (Mactac) with silicon top layer and the silicon based paint Silic One (Hempel). Both biocide-free products showed only thin slime and no macro-fouling during the entire exposure period.
2. Other silicon based products (Renolit Dolphin S, MacGlide™, Bioclean) and the product Melkfett - all biocide free - gave slightly less performance with higher rates of macro-fouling especially at 3<sup>rd</sup> and 4<sup>th</sup> inspection, so later in the season.
3. The biocide-free product Finsulate showed quite rapid development of soft animal fouling but barnacles were not found.

### **Field test at fresh water**

Six products compared on boats exposed for 6 months at fresh water location in Heeg, Friesland; 3 inspections carried out.

4. All products tested at this location performed equally well; mainly slime fouling was observed except for product Finsulate where at the waterline also small filaments of green algae were found.
5. Boats without antifouling treatment suffer from severe slime fouling building up to a layer of 1 mm or more in which also small mussels and colonial forms of other fouling organisms may establish.
6. Conclusion can be drawn that at this fresh water location no difference in performance was found between biocide-free products and the biocidal reference paint.

### **Field test at salt water**

Ten products compared on boats exposed for 6 months at salt water location in Bruinisse, Zeeland; 5 inspections carried out.

7. The biocidal reference paint did not give full season protection against fouling at this salt water location. The fouling pressure here was much higher than at the fresh water location.
8. The biocide-free systems tested on boats in salt water prevented fouling by larger organisms and algae for shorter or longer periods but not for the entire season. Sooner or later in the year macro-fouling was able to settle and grow.
9. Of the two ultrasound systems Sonihull (Lamers System Care) showed slightly better performance with less barnacle fouling than Shipsonic. The

latter system was found to be switched off for some time during the season, this could explain the lower performance at later inspections.

10. Ultrasound systems did not prevent settlement and growth of (green) algae along the waterline.
11. Melkfett showed rapid initial fouling with different types of young organisms but few were able to settle permanently. Later on in the season the aft part of the boat got an increasing number of barnacles. Similar results were also found in the raft test at salt water.
12. The silicon based products Silic One (Hempel) and Renolit Dolphin S foil showed more or less similar performance with around 40% of the hull covered with macro-fouling at the end of the season. Except for shells, most fouling could easily be washed off. On both products barnacles nor green algae were found.
13. Best performing product with regard to fouling prevention was the coating Seajet ex3 with only slime fouling during the entire season. This is a copper-free but biocide containing paint with strong polishing properties.
14. Boats provided with the Finsulate product showed large areas of the hull covered with high numbers of (colonial) tunicates and hydroids. Along the waterline green algae and slime were found. Using a spatula, this fouling can be removed relatively easily.
15. The Ecospeed coating does not have any inherent activity for fouling prevention. In combination with cleaning a perfectly clean hull can be obtained, although the effort necessary to clean could not be established.

### **Recommendations**

- A. A fouling free hull can be obtained by hull cleaning, as demonstrated in the Ecospeed case. For other biocide-free coating systems hull cleaning can similarly be seen as a valuable additional tool to improve coating performance.
- B. Different cleaning tools, techniques and protocols may be required depending on coating type. If not yet available, dedicated combinations of cleaning techniques for specific coating types should be developed.
- C. Market acceptance of biocide-free antifouling products for pleasure boats may increase by stimulating initiatives on development of tools and infrastructure for hull cleaning.
- D. Development of suitable coating/ cleaning options can be stimulated by setting up a collaborative project for industry and other stakeholders that could serve following purposes:
  1. Setting the technical and environmental requirements for hull cleaning in marinas;
  2. Demonstration of the practical usefulness of various coating/ cleaning options.



## 6 Signature

Den Helder, February 5, 2020

ENDURES B.V.

Mr. S.J. Buter  
Managing Director ENDURES B.V.

Dr. J.W. Klijnstra  
Author